


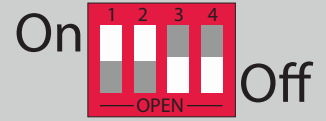
# SPORTING CLAYS

## DIP SWITCH SETTINGS

For use with the **T4300A** three button transmitters and **R4300** receivers



When the switch is pressed flush **TOWARD** the number, it is ON. When the switch is pressed flush **AWAY** from the number, it is OFF.

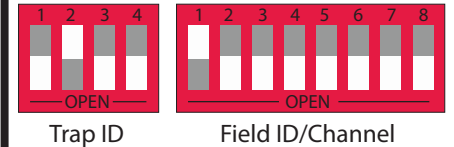
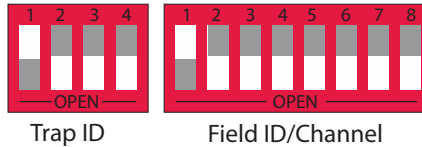
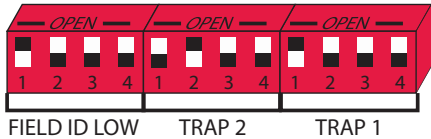


### T4300A

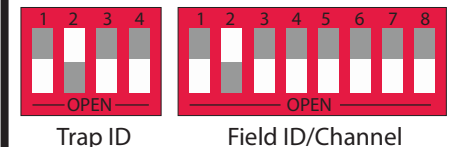
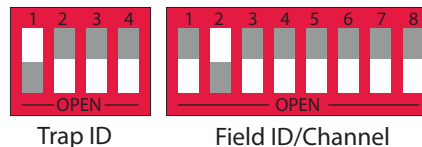
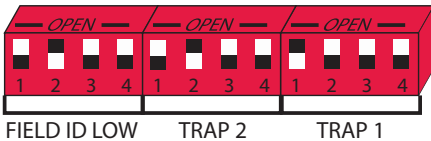
### Trap 1 Receiver

### Trap 2 Receiver

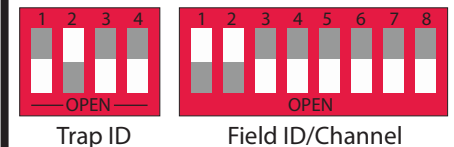
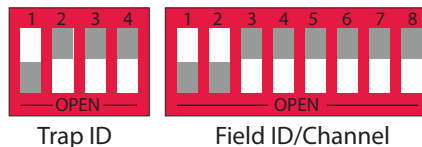
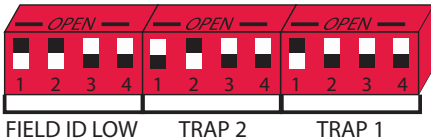
Ch.1  
Trap 1  
Trap 2



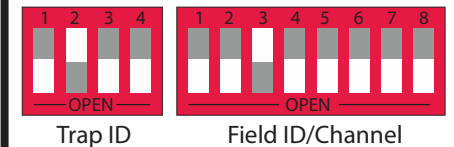
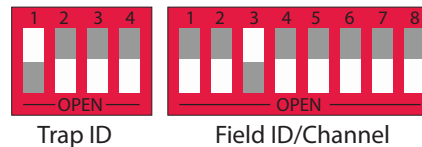
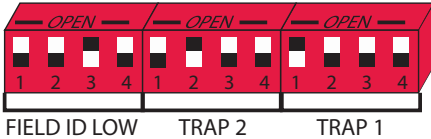
Ch.2  
Trap 1  
Trap 2



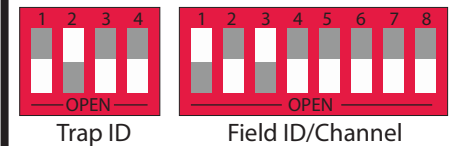
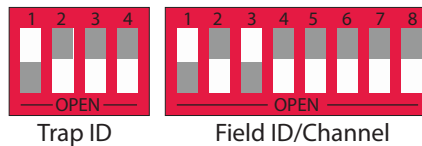
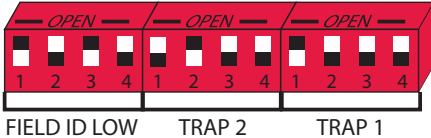
Ch.3  
Trap 1  
Trap 2



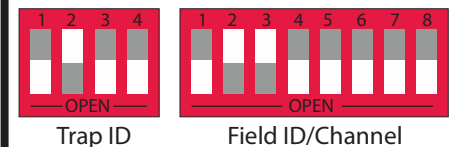
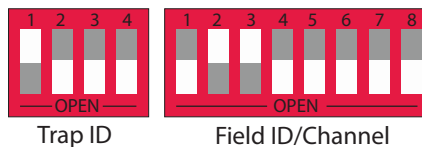
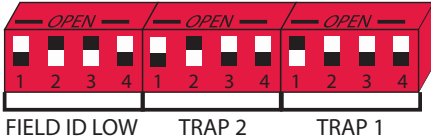
Ch.4  
Trap 1  
Trap 2



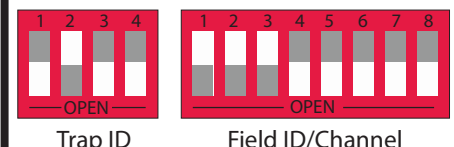
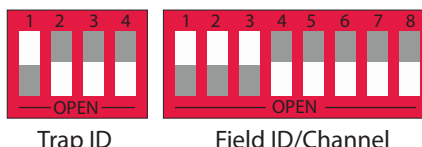
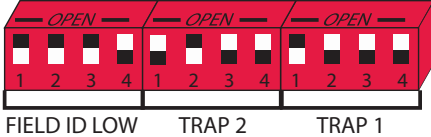
Ch.5  
Trap 1  
Trap 2



Ch.6  
Trap 1  
Trap 2



Ch.7  
Trap 1  
Trap 2



Ch.8  
Trap 1  
Trap 2

